

NetSure 701 A41

Subrack Power System With Large Capacity

Key Features

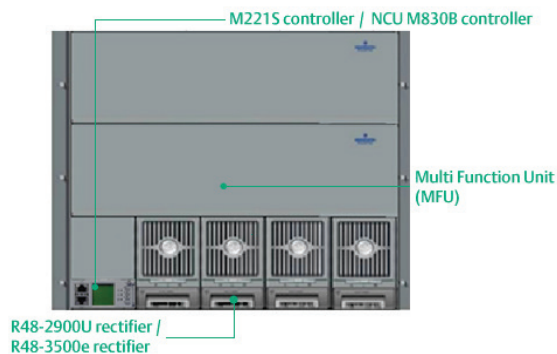
- Constructed with standard 19-inch screen, which has the advantage of wide use.
- The data center area and the installation cost can be saved due to its small size and the embedded installation.
- Wide input voltage range (85-290Vac), the power grid is adaptable.
- Perfect lightning protection.
- Rectifiers are hot pluggable. Easy and quick on-line maintenance.
- The rectifier uses DSP(Digital Signaling Processor) technology, makes the power density ran up to 14W/In3.
- Battery management, prolongs the life of the battery well.
- Provide various communication ports, such as RS232, Internet port, dry contacts, etc. which enables flexible networking and remote monitoring.
- Have passed CE,UL,TLC, and other related certifications.
- Excellent energy conservation and environmental protection.

Application

- LTE coverage power supply
- Outdoor cabinet power supply
- Integrated FTTx access and traditional base station, equipment room power supply



The Netsure™ 701 A41 is designed by Emerson Network Power (has many years of development and online operating experience) to meet the needs of 3G, FTTs, data communication, transmission and access devices. These subrack power systems have high reliability, high power density, high performance and are fully digital.





NetSure 701 A41

AC Distribution	
Parameter	Technical specifications
Power Supply Mode:	Single-phase (3 phase is optional)
Input Voltage:	80 ~ 300 Vac
Input MCB:	125A/ 2P×1
DC Distribution	
Output Voltage	42~ 58Vdc
Max Configuration	16 pieces(18mm MCB) 32 pieces(18mm MCB) (with extended DU)
Standard Battery MCB	125A×2
Standard LLVD Output Route	63A× 2,32A× 4,16A× 2
Standard BLVD Output Route	32A× 2,16A× 2



NetSure 701 A41

Subrack Power System With Large Capacity

Rectifier

Configuration	R48 - 2900U	R48 - 3500e
Efficient Module	Normal:R48-2900U	Normal:R48-3500e
Electric Parameter	Description	
Input Voltage	85Vac ~ 290Vac	85Vac ~ 305Vac
Power Factor	0.99	0.99
Efficiency	92%	96.3% peak
Max. Input Current	18 A	22.5 A
Output Voltage	-42Vdc -58Vdc	-42Vdc -58Vdc
Output Current	60 A	73 A
Operation Temperature	-40°C ~ +60°C , -40°C ~ +140°F	-40°C ~ +75°C , -40°C ~ +167°F
		

Controller M221S / M830B

	M221S	M830B
Display	LCD with 8×16 characters	128 x 160 Pixels TFT LCD
Communication Interface	RS232, Ethernet	RS232, RS485, Ethernet, USB
Protocol	HTTP, SNMP, YDN23	IPv4, IPv6, HTTPS, SNMP V 2/ V 3, EEM, SocTpe, Rsoc, Mod Bus
Input	Analog	1 battery currents, 1 bus voltage, 1 battery voltage, 2 temperatures, 4 midpoint battery voltage
	Digital	2 load fuses, 4 battery fuses, 1 bi-stable contactor statuses, 4 user inputs(Optional, need extra board) load fuse and battery fuse can be configured as midpoint battery voltage, load fuse and battery fuse
Outputs	1 LVD mono or bistable contactors, 1 LVD mono contactor, 8 user relay outputs (Optional, need extra board)	3 LVD mono & bistable contactors
		

www.EmersonNetworkPower.Asia

While every precaution has been taken to ensure accuracy and completeness herein, Emerson Network Power assumes no responsibility, and disclaims all liability, for damages resulting from use of this information or for any errors or omissions. Specifications are subject to change without notice. Emerson Network Power and the Emerson Network Power Logo are trademarks of Emerson Electric Co. or one of its affiliated companies. All other names and logos referred to are trade names, trademarks, or registered trademarks of their respective owners.

©2015 Emerson Electric Co. All right reserved. FY15ENT_Netsure701A41_V1_DS